


The DVORAK Zine

"CHANGING THE WORLD... ONE KEYBOARD AT A TIME!"



Narrated by



ALE




FRUNCH



GCB

FREE! DVzine.org

STREET TEAM EDITION




The Dvorak Simplified Keyboard!!!

1 STAND THIS ZINE UP LIKE A TENT NEXT TO YOUR COMPUTER.



2 REFER TO THE KEY-MAP ABOVE AS YOU LEARN TO TYPE DVORAK!



3 VISIT OUR SITE:

DVzine.org

FOR TYPING TUTORS, HELP FILES, FAQs, TUTORIALS AND MUCH MUCH MORE!!!

TABLE OF CONTENTS

PAGES
1 - 6



I'LL START BY TALKING ABOUT THE HISTORY OF THE TYPEWRITER AND HOW THE FIRST KEYBOARD WAS DEVELOPED.




PAGES
7 - 14

DV

NEXT, I'LL EXPLAIN THE DVORAK SIMPLIFIED KEYBOARD LAYOUT AND SOME OF ITS BENEFITS!



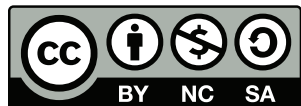
PAGES
15 - 24



THEN I'LL GIVE YOU ALL THE INFORMATION YOU'LL NEED TO START TYPING DVORAK TODAY!



THE DVORAK ZINE BY ALEC LONGSTRETH, GABE CARLETON-BARNES AND MICHAEL CARDIFF IS LICENSED



UNDER A CREATIVE COMMONS ATTRIBUTION-NONCOMMERCIAL-SHAREALIKE 3.0 UNPORTED LICENSE

<http://creativecommons.org/licenses/by-nc-sa/3.0/>

DVzine@gmail.com

PLEASE CONTACT US IF YOU HAVE ANY QUESTIONS ABOUT LEARNING DVORAK. ALSO, WE'D LOVE TO HEAR YOUR STORIES ABOUT LEARNING AND TYPING DVORAK!

www.DVzine.org

TYPING TUTORS, HELP FILES, FAQs, TUTORIALS AND MUCH MORE TO HELP YOU SET UP AND LEARN DVORAK. ALSO ORDERING AND DISTRIBUTION INFORMATION!

THANKS



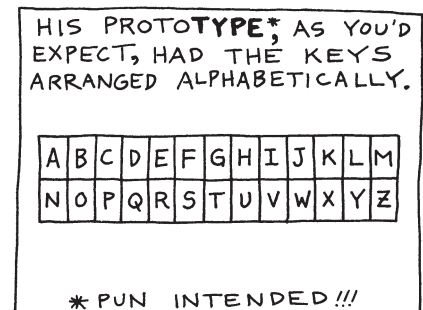


CHARLOTTE PHILLIPS, SAM GREENBERG, PETE LYONS, GWYN HUGHES, MARTHA STEWART LIVING OMNIMEDIA, NEWSWEEK, PHASE SEVEN COMICS, AARON RENIER, THE INTERNET AND GOOGLE.
























DEDICATED TO DR. AUGUST DVORAK 1894 - 1975

CITATIONS


- 1:5 - <http://www.mytypewriter.com/generic.jhtml?pid=31>
- 1:6 - U.S. Patent # 792 65 <http://patft.uspto.gov/netahtml/search-bool.html>
- 1:7 - http://www.typewritermuseum.org/history/inventors_sholes.html#
- 2:3 - <http://www.library.wisc.edu/etext/WIReader/Images/WER1386.html>
- 2:5 - <http://www.myschoolonline.com/page/0,1871,45615-174025-48-11069,00.html>
- 2:7 - http://www.officemuseum.com/1874_Sholes_Glidden_NMAH.SI-0M.jpg
- 2:8 - <http://www.maxmon.com/1874ad.htm>
- 4:4 - <http://home.earthlink.net/~dcrohr/IMAGES/sgtreadlesm.jpeg>
- 4:6 - <http://en.wikipedia.org/wiki/Typewriter>
- 4:8 - <http://home.earthlink.net/~dcrohr/firsttw.html>
- 5:1-5:4 - see 4.8
- 5:6 - <http://www.mwbrooks.com/dvorak/dissent.html#sholes>
- 5:8 - <http://www.officemuseum.com/typewriters.htm>
- 7:1-7:2 - http://en.wikipedia.org/wiki/August_Dvorak
- 7:3-7:5 - *Typewriting Behavior* by August Dvorak, American Book Company, New York, 1936.
- 7:6 - U.S. Patent # 2,040,248 (see link from 1:6)
- 8:3-8:4 - *Cryptanalysis* by H.F. Gaines, Dover, New York, 1956.
- 9:1-9:2,9:9 - <http://www.maxmon.com/1936ad.htm>
- 10:5 - <http://www.mit.edu:8001/people/jcb/Dvorak/>
- 10:9 - "The Dvorak Simplified Keyboard: Forty Years of Frustration" by Robert Parkinson *Computers and Automation Magazine* November 1972, pp. 18-25.
- 11:1 - see 10:9 / 11:12 - see 9:1-9:2,9:9
- 12:3-12:4 - "The Curse of QWERTY" by Jared Diamond, *Discover Magazine* Vol. 18 No. 4 April 1997
- 12:6 - see 10:5 / 13:2-13:4 see 10:9
- 13:8 - <http://www.dati.org/newsletter/issues/1996n5/Typing2.html>
- 13:5 - see 7:3-7:5 / 13:9 - see 12:3-12:4
- 14:1 - http://en.wikipedia.org/wiki/Dvorak_simplified_keyboard







WITH THE COMPLETION OF THE NEW PROTOTYPE, SHOLES'S TEAM TURNED FROM DESIGN TO PRODUCTION.




BUT SHOLES WAS NO BUSINESS MAN, SO AFTER FIVE YEARS OF WORKING ON THE TYPEWRITER HE SOLD ALL HIS RIGHTS TO DENSMORE.



DENSMORE WENT STRAIGHT TO REMINGTON, THE FAMOUS GUN MANUFACTURER



AND SO, IN 1873 THE "SHOLES & GLIDDEN TYPEWRITER" WAS RELEASED TO THE PUBLIC



THESE FIRST TYPEWRITERS WERE PRETTY AWKWARD TO USE.



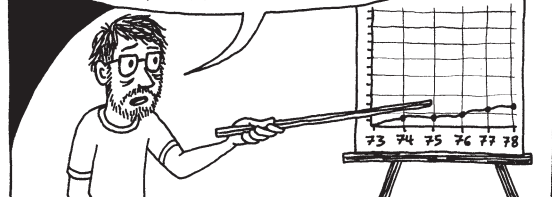
THE TYPE BARS STRUCK THE PAPER FROM UNDERNEATH, SO YOU COULDN'T EVEN SEE WHAT YOU WERE TYPING!



AS A RESULT, THE FIRST TYPEWRITER DID NOT SELL VERY WELL




FROM 1873 TO 1878 REMINGTON ONLY SOLD 5,000 TYPEWRITERS IN THE U.S.A.




MOST OF THE OTHER GOOD CONSONANTS ARE ON THE RIGHT SIDE OF THE TOP ROW.



MOST OF YOUR PUNCTUATION MARKS ARE ON THE LEFT SIDE OF THE TOP ROW.



AND THEN ALL THAT OTHER STUFF WE DON'T USE AS MUCH IS ON THE HARD-TO-REACH BOTTOM ROW.



YOU CAN FIND TYPING TUTORS AND EXERCISES PLUS ALL KINDS OF OTHER HELPFUL STUFF AT OUR WEBSITE.



















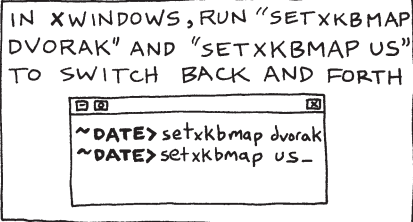
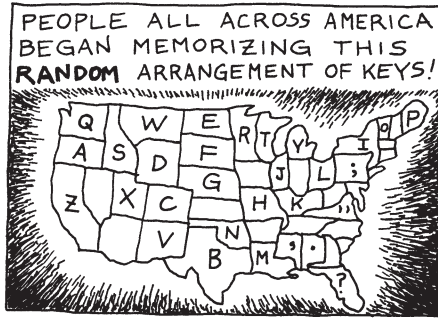
TRY WRITING A SHORT EMAIL IN DVORAK. IT TAKES A BIT OF CONCENTRATION AT FIRST



BUT PRETTY SOON IT WILL BECOME SECOND NATURE TO YOU!








IF YOU USE A MAC

USE THESE DIRECTIONS!

USING MAC OS X...

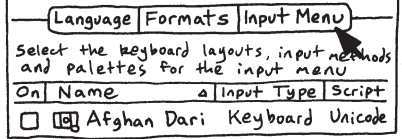
1 SELECT "SYSTEM PREFERENCES" FROM THE DOCK.



2 NEXT, SELECT THE "INTERNATIONAL" ICON.




3 UNDER THE "INPUT MENU" TAB YOU WILL FIND A WHOLE SLEW OF LAYOUTS.



4 SELECT "DVORAK" AND YOU ARE ALL SET!

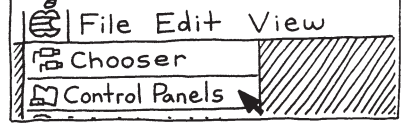


5 A SMALL MENU WILL APPEAR UP NEXT TO YOUR CLOCK. YOU CAN USE IT TO SWITCH BETWEEN QWERTY AND DVORAK.

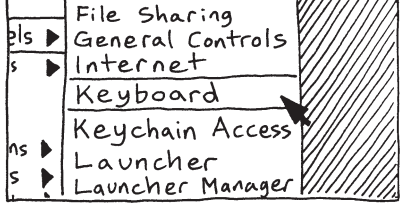


OR, USING OLDER MAC OS VERSIONS...

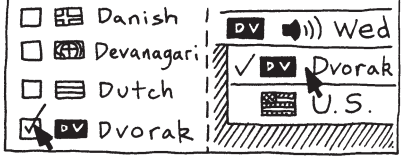
1 IN THE APPLE MENU FIND THE "CONTROL PANELS"



2 SELECT THE "KEYBOARD" CONTROL PANEL.



THEN FOLLOW STEPS 3, 4 & 5 FOR MAC OS X!



ALSO: WITH MACS YOU CAN SET UP **OPTION + [Dvorak icon] + SPACE** TO TOGGLE BETWEEN DVORAK AND QWERTY.



LADIES AND GENTLEMEN, PLEASE MEET DR. AUGUST DVORAK!



A DISTANT RELATIVE OF THE FAMOUS CZECH COMPOSER ANTONIN DVORAK!



DR. DVORAK WAS AN EDUCATIONAL PSYCHOLOGIST AND PROFESSOR OF EDUCATION AT THE UNIVERSITY OF WASHINGTON, IN SEATTLE.



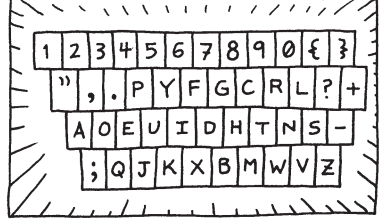
IN 1932, WITH FUNDS FROM THE CARNEGIE FOUNDATION, DVORAK SET OUT TO CREATE A NEW KEYBOARD LAYOUT BASED ON RESEARCH AND LOGIC.



NOT ONLY DID HE RESEARCH LETTERS, DIGRAPHS AND WORDS, BUT HE ALSO EXAMINED ACTUAL TYPISTS AND THEIR PRACTICES.



LATER THAT YEAR DVORAK FILED A PATENT FOR THE DVORAK SIMPLIFIED KEYBOARD LAYOUT.



HOORAY!



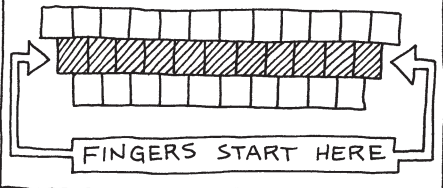
UM ≡ COUGH ≡ SO LET'S TAKE A LOOK AT THE LOGIC BEHIND DVORAK'S LAYOUT.




THE FOUNDATION OF THE DESIGN IS BASED ON THE "HOME ROW"



THE "HOME ROW" IS THE ROW OF KEYS THAT THE TYPIST'S FINGERS ARE OVER IN THE RESTING POSITION.



THE TYPIST THEN "REACHES OUT" FROM THE HOME ROW TO STRIKE THE OTHER "OUTER KEYS"



IF YOU ARE TYPING QWERTY ONLY 31% OF YOUR KEY STROKES ARE ON THE HOME ROW.

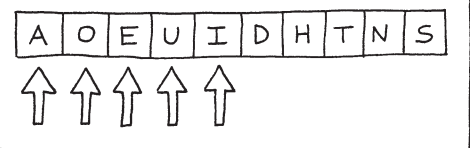
WITH DVORAK THOUGH, 70% OF YOUR KEY STROKES ARE ON THE HOME ROW!

HOW IS THAT POSSIBLE?

WELL, AS YOU KNOW, QWERTY WAS DEVELOPED EXPERIMENTALLY TO OVERCOME MECHANICAL PROBLEMS, SO THE HOME ROW IS JUST AS RANDOM AS THE REST OF THE LAYOUT!

DVORAK HOWEVER, PUT A GREAT DEAL OF THOUGHT INTO THE DESIGN OF HIS HOME ROW.

DVORAK PUT ALL OF THE MOST COMMONLY TYPED CONSONANTS ON THE HOME ROW, AS WELL AS ALL OF THE VOWELS.



THIS WAS SMART BECAUSE EVERY WORD HAS AT LEAST ONE VOWEL IN IT!

IF YOU USE WINDOWS



USE THESE DIRECTIONS.

USING WINDOWS XP...

- 1 CLICK ON "START" AND FIND THE "CONTROL PANEL" UNDER "SETTINGS."
- 2 SELECT THE "REGIONAL" CONTROL PANEL.
- 3 IN THE "LANGUAGES" TAB CLICK THE "DETAILS" BUTTON.
- 4 THEN CLICK "ADD" AND SELECT DVORAK FROM THE OPTIONS.
- 5 HIT "APPLY" AND "OK" AND A BLUE ICON WILL APPEAR BY YOUR CLOCK WHICH LETS YOU SWITCH FROM QWERTY TO DVORAK.

OR, USING OLDER WINDOWS VERSIONS...

- 1 FOR WINDOWS XP AND FIND THE "KEYBOARD" CONTROL PANEL
- 2 IN THE "LANGUAGES" TAB CLICK "ADD."
- 3 YOU CAN CHOOSE ANY LANGUAGE (WE USE DANISH!) JUST MAKE SURE YOU SET THE "PROPERTIES" TO "UNITED STATES - DVORAK"
- 5 FOR WINDOWS XP AND YOU'RE ALL SET!

ALSO: IN WINDOWS YOU CAN SET UP ALT + SHIFT TO TOGGLE BETWEEN DVORAK AND QWERTY.

