


# The DVORAK

Zine

"CHANGING THE WORLD...  
ONE KEYBOARD AT A TIME!"



Narrated by



Ale




FRUNCH



& GCB

**FREE!** DVzine.org

STREET TEAM  
EDITION



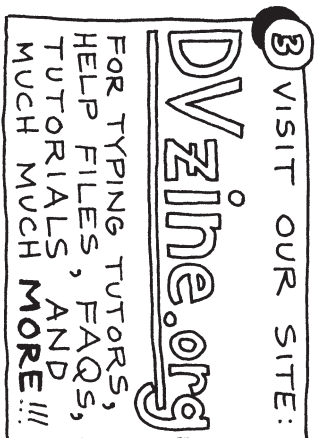
*The Dvorak Simplified Keyboard!!!*



1 STAND THIS ZINE UP LIKE A TENT NEXT TO YOUR COMPUTER.



2 REFER TO THE KEY-MAP ABOVE AS YOU LEARN TO TYPE DVORAK!



3 VISIT OUR SITE: **DVzine.org** FOR TYPING TUTORS, HELP FILES, FAQs, TUTORIALS AND MUCH MUCH MORE!!!

# TABLE OF CONTENTS

PAGES  
1 - 6



I'LL START BY TALKING ABOUT THE HISTORY OF THE **TYPEWRITER** AND HOW THE FIRST **KEYBOARD** WAS DEVELOPED.




PAGES  
7 - 14

DV

NEXT, I'LL EXPLAIN THE **DVORAK SIMPLIFIED KEYBOARD LAYOUT** AND SOME OF ITS BENEFITS!




PAGES  
15 - 24



THEN I'LL GIVE YOU ALL THE INFORMATION YOU'LL NEED TO START TYPING **DVORAK TODAY!**



THE DVORAK ZINE BY ALEC LONGSTRETH, GABE CARLETON-BARNES AND MICHAEL CARDIFF IS LICENSED



UNDER A CREATIVE COMMONS ATTRIBUTION-NONCOMMERCIAL-SHAREALIKE 3.0 UNPORTED LICENSE

<http://creativecommons.org/licenses/by-nc-sa/3.0/>

DVzine@gmail.com

**PLEASE CONTACT US IF YOU HAVE ANY QUESTIONS ABOUT LEARNING DVORAK. ALSO, WE'D LOVE TO HEAR YOUR STORIES ABOUT LEARNING AND TYPING DVORAK!**

www.DVzine.org

TYPING TUTOR, HELP FILES, FAQs, TUTORIALS AND MUCH MORE TO HELP YOU SET UP AND LEARN DVORAK. **ALSO ORDERING AND DISTRIBUTION INFORMATION!**

## THANKS




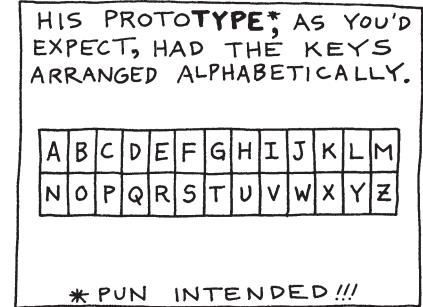


CHARLOTTE PHILLIPS, SAM GREENBERG, PETE LYONS, GWYN HUGHES, MARTHA STEWART LIVING OMNIMEDIA, NEWSWEEK, PHASE SEVEN COMICS, AARON RENIER, THE INTERNET AND GOOGLE.



DEDICATED TO  
**DR. AUGUST DVORAK**  
1894 - 1975

## CITATIONS

- 1:5 - <http://www.mytypewriter.com/generic.html?pid=31>
- 1:6 - U.S. Patent # 792 65 <http://patft.uspto.gov/netahtml/search-bool.html>
- 1:7 - [http://www.typewritermuseum.org/history/inventors\\_sholes.html#](http://www.typewritermuseum.org/history/inventors_sholes.html#)
- 2:3 - <http://www.library.wisc.edu/etext/WIReader/Images/WERI386.html>
- 2:5 - <http://www.myschoolonline.com/page/0,1871,45615-174025-48-11069,00.html>
- 2:7 - [http://www.officemuseum.com/1874\\_Sholes\\_Glidden\\_NMAH.SI-0M.jpg](http://www.officemuseum.com/1874_Sholes_Glidden_NMAH.SI-0M.jpg)
- 2:8 - <http://www.maxmon.com/1874ad.htm>
- 4:4 - <http://home.earthlink.net/~dcrohr/IMAGES/sgtreadlesm.jpeg>
- 4:6 - <http://en.wikipedia.org/wiki/Typewriter>
- 4:8 - <http://home.earthlink.net/~dcrohr/firsttw.html>
- 5:1-5:4 - see 4:8
- 5:6 - <http://www.mwbrooks.com/dvorak/dissent.html#sholes>
- 5:8 - <http://www.officemuseum.com/typewriters.htm>
- 7:1-7:2 - [http://en.wikipedia.org/wiki/August\\_Dvorak](http://en.wikipedia.org/wiki/August_Dvorak)
- 7:3-7:5 - Typewriting Behavior by August Dvorak, American Book Company, New York, 1936.
- 7:6 - U.S. Patent # 2,040,248 (see link from 1:6)
- 8:3-8:4 - Cryptanalysis by H.F. Gaines, Dover, New York, 1956.
- 9:1-9:2,9:9 - <http://www.maxmon.com/1936ad.htm>
- 10:5 - <http://www.mit.edu:8001/people/jcb/dvorak/>
- 10:9 - "The Dvorak Simplified Keyboard: Forty Years of Frustration" by Robert Parkinson Computers and Automation Magazine November 1972, pp. 18-25.
- 11:1 - see 10:9 / 11:12 - see 9:1-9:2,9:9
- 12:3-12:4 - "The Curse of QWERTY" by Jared Diamond, Discover Magazine Vol. 18 No. 4 April 1997
- 12:6 - see 10:5 / 13:2-13:4 see 10:9
- 13:8 - <http://www.dati.org/newsletter/issues/1996n5/Typing2.html>
- 13:5 - see 7:3-7:5 / 13:9 - see 12:3-12:4
- 14:1 - [http://en.wikipedia.org/wiki/Dvorak\\_simplified\\_keyboard](http://en.wikipedia.org/wiki/Dvorak_simplified_keyboard)





AS A RESULT, WHEN TWO NEIGHBORING KEYS WERE STRUCK IN RAPID SUCCESSION THE TYPEWRITER WOULD **JAM**.

**KLAK KLAK**

HMMM... THAT'S GOING TO BE A PROBLEM

BUT INSTEAD OF IMPROVING THE TYPE BARS' LEVER DESIGN, SHOLES BECAME PREOCCUPIED WITH REARRANGING THE KEYS.

IF I CAN **SEPARATE** THESE KEYS ON THE KEYBOARD, THEY WON'T JAM!

**CHARLOTTE** I LEARNED DVORAK BY CUTTING OUT LITTLE PIECES OF PAPER WITH ALL THE LETTERS ON THEM AND TAPING THEM TO MY KEYBOARD.

IT SEEMED LIKE I LEARNED DVORAK REALLY FAST. **A LOT** FASTER THAN QWERTY.

EXCITED BY THE POTENTIAL OF HIS INVENTION, SHOLES ENLISTED THE HELP OF A MACHINIST, CARLOS GLIDDEN AND A BUSINESS MAN, JAMES DENSMORE.

GLIDDEN DENSMORE

THEIR **MAIN GOAL** FOR IMPROVING THE NEXT TYPEWRITER MODEL WAS TO **PHYSICALLY SEPARATE** KEYS THAT WERE FREQUENTLY STRUCK IN SEQUENCE.

**SAM** MAYBE IT WAS WAAAY FASTER LEARNING DVORAK BECAUSE IT WAS MY SECOND LAYOUT? OR BECAUSE IT MAKES MORE SENSE? PROBABLY BOTH.

AND I CAN **TOTALLY** STILL TYPE QWERTY.

NOBODY WORRIES THAT THEIR ENGLISH GETS WORSE BECAUSE THEY LEARNED SPANISH! I CAN STILL "SPEAK" QWERTY EVEN THOUGH DVORAK IS NOW MY "NATIVE TONGUE."

DENSMORE'S BROTHER AMOS, AN EDUCATOR, PREPARED DATA ON COMMON LETTER PAIRS, OR "**DIGRAPHS**."

AS YOU CAN SEE HERE...

"WH" "AT"  
"AB" "AD"  
"ID" "EA"

USING THIS DATA, SHOLES MOVED THE KEYS AROUND **EXPERIMENTALLY** WHILE TRYING TO SEPARATE AS MANY DIGRAPHS AS POSSIBLE.

THIS IS KIND OF FUN!

TOTALLY RANDOM

**PETE** I CONSIDER TYPING DVORAK ON MY MACHINE A SECURITY MEASURE.

I USE DVORAK AT WORK AND IF SOMEONE TRIES TO TYPE ON MY COMPUTER THEY GET A BUNCH OF GIBBERISH!

HE DECIDED HIS NEW KEYBOARD WOULD NOT NEED A NUMBER **1** KEY

THEY CAN JUST TYPE AN **1** INSTEAD!

AND SUPPOSEDLY DENSMORE SUGGESTED HE PUT ALL THE LETTERS IN THE WORD "TYPEWRITER" ON THE TOP ROW.







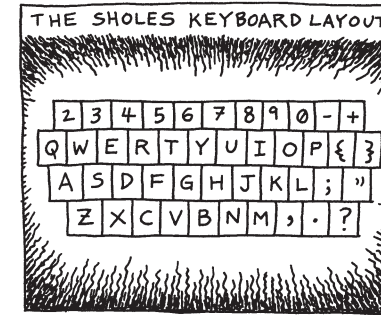


HA HA! GOOD IDEA!

IT'LL AID THE **SALESMEN** LATER ON...











**GWYN** IN COLLEGE I HAD THIS TEN PAGE PAPER TO WRITE. I DECIDED TO TEACH MYSELF DVORAK BY TYPING THE **WHOLE** PAPER WITH IT.














IT TOOK LONGER, BUT IT WAS WORTH IT!






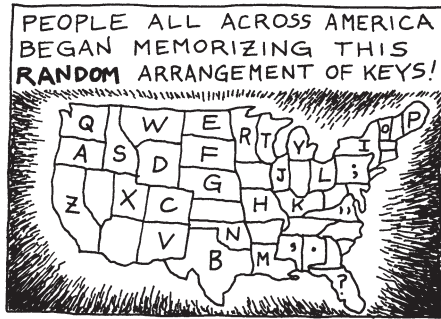
AT THE END OF THE YEAR I TYPED MY ENTIRE SENIOR HONORS THESIS IN DVORAK WITH EASE!















# IF YOU USE A MAC

USE THESE DIRECTIONS!



## USING MAC OS X...

1 SELECT "SYSTEM PREFERENCES" FROM THE DOCK.

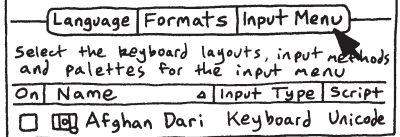
System Preferences



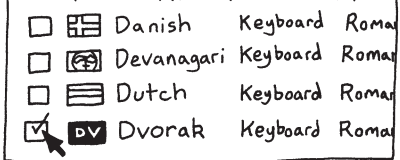
2 NEXT, SELECT THE "INTERNATIONAL" ICON.




3 UNDER THE "INPUT MENU" TAB YOU WILL FIND A WHOLE SLEW OF LAYOUTS.



4 SELECT "DVORAK" AND YOU ARE ALL SET!




5 A SMALL MENU WILL APPEAR UP NEXT TO YOUR CLOCK. YOU CAN USE IT TO SWITCH BETWEEN QWERTY AND DVORAK.

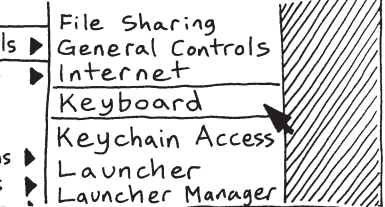


## OR, USING OLDER MAC OS VERSIONS...

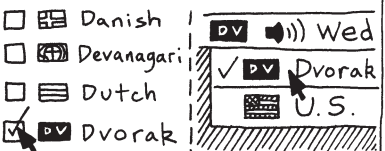
1 IN THE APPLE MENU FIND THE "CONTROL PANELS"




2 SELECT THE "KEYBOARD" CONTROL PANEL.




3, 4 & 5 THEN FOLLOW STEPS FOR MAC OS X!




ALSO: WITH MACS YOU CAN SET UP TO TOGGLE BETWEEN DVORAK AND QWERTY.




LADIES AND GENTLEMEN, PLEASE MEET DR. AUGUST DVORAK!




A DISTANT RELATIVE OF THE FAMOUS CZECH COMPOSER ANTONIN DVORAK!



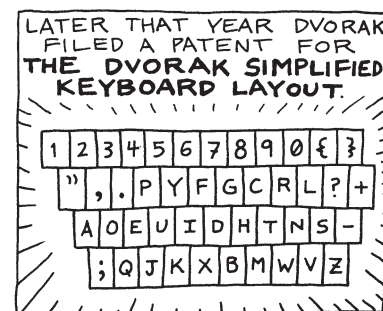
DR. DVORAK WAS AN EDUCATIONAL PSYCHOLOGIST AND PROFESSOR OF EDUCATION AT THE UNIVERSITY OF WASHINGTON, IN SEATTLE.




IN 1932, WITH FUNDS FROM THE CARNEGIE FOUNDATION, DVORAK SET OUT TO CREATE A NEW KEYBOARD LAYOUT BASED ON RESEARCH AND LOGIC.



NOT ONLY DID HE RESEARCH LETTERS, DIGRAPHS AND WORDS, BUT HE ALSO EXAMINED ACTUAL TYPISTS AND THEIR PRACTICES.



LATER THAT YEAR DVORAK FILED A PATENT FOR THE DVORAK SIMPLIFIED KEYBOARD LAYOUT.




HOORAY!

ALEC, SHHH!

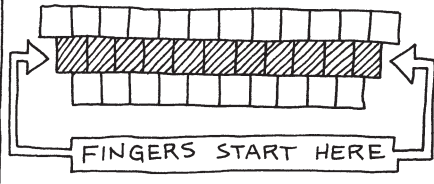


UM ≡ COUGH ≡ SO LET'S TAKE A LOOK AT THE LOGIC BEHIND DVORAK'S LAYOUT.




THE FOUNDATION OF THE DESIGN IS BASED ON THE "HOME ROW"

THE "HOME ROW" IS THE ROW OF KEYS THAT THE TYPIST'S FINGERS ARE OVER IN THE RESTING POSITION.




FINGERS START HERE

THE TYPIST THEN "REACHES OUT" FROM THE HOME ROW TO STRIKE THE OTHER "OUTER KEYS"

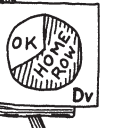


RESTING REACHING

IF YOU ARE TYPING QWERTY ONLY 31% OF YOUR KEY STROKES ARE ON THE HOME ROW.




WITH DVORAK THOUGH, 70% OF YOUR KEY STROKES ARE ON THE HOME ROW!



HOW IS THAT POSSIBLE?


WELL, AS YOU KNOW, QWERTY WAS DEVELOPED EXPERIMENTALLY TO OVERCOME MECHANICAL PROBLEMS, SO THE HOME ROW IS JUST AS RANDOM AS THE REST OF THE LAYOUT!



THERE! THAT OUGHT TO BE GOOD ENOUGH FOR NOW.

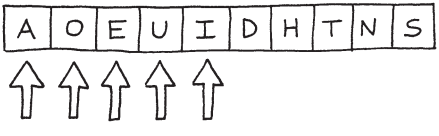
DVORAK HOWEVER, PUT A GREAT DEAL OF THOUGHT INTO THE DESIGN OF HIS HOME ROW.

NOW LET'S SEE... WHICH LETTERS ARE USED THE MOST?



DVORAK PUT ALL OF THE MOST COMMONLY TYPED CONSONANTS ON THE HOME ROW, AS WELL AS ALL OF THE VOWELS.

A O E U I D H T N S



THIS WAS SMART BECAUSE EVERY WORD HAS AT LEAST ONE VOWEL IN IT!



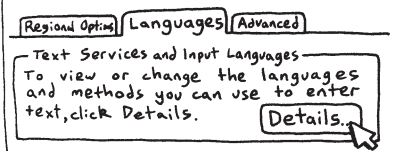




# IF YOU USE WINDOWS

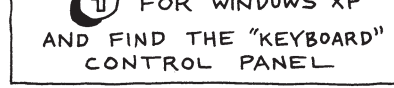
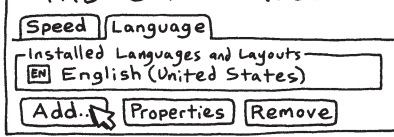
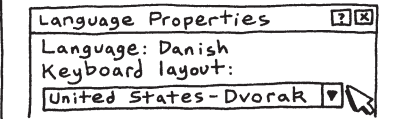
USE THESE DIRECTIONS.



## USING WINDOWS XP...

- CLICK ON "START" AND FIND THE "CONTROL PANEL" UNDER "SETTINGS."
- SELECT THE "REGIONAL" CONTROL PANEL.
- IN THE "LANGUAGES" TAB CLICK THE "DETAILS" BUTTON.
- THEN CLICK "ADD" AND SELECT DVORAK FROM THE OPTIONS.
- HIT "APPLY" AND "OK" AND A BLUE ICON WILL APPEAR BY YOUR CLOCK WHICH LETS YOU SWITCH FROM QWERTY TO DVORAK.


## OR, USING OLDER WINDOWS VERSIONS...







- FIRST FOLLOW STEP 1 FOR WINDOWS XP AND FIND THE "KEYBOARD" CONTROL PANEL
- IN THE "LANGUAGES" TAB CLICK "ADD."
- YOU CAN CHOOSE ANY LANGUAGE (WE USE DANISH!) JUST MAKE SURE YOU SET THE "PROPERTIES" TO "UNITED STATES - DVORAK"
- THEN FOLLOW STEP 5 FOR WINDOWS XP AND YOU'RE ALL SET!

ALSO: IN WINDOWS YOU CAN SET UP





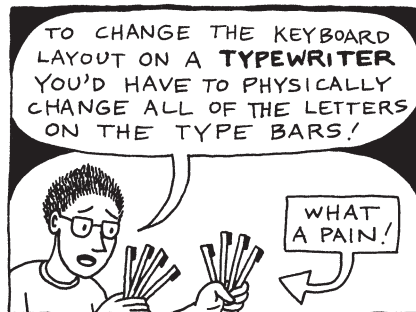







ALT + SHIFT

TO TOGGLE BETWEEN DVORAK AND QWERTY.









IN 1982, SEVEN YEARS AFTER HIS DEATH DR. DVORAK'S SIMPLIFIED KEYBOARD LAYOUT WAS OFFICIALLY RECOGNIZED BY THE AMERICAN NATIONAL STANDARDS INSTITUTE.



THAT AT LEAST MADE SURE THAT DVORAK WOULD NOT BE FORGOTTEN.




DURING HIS RESEARCH, DR. DVORAK ALSO DISCOVERED THAT PEOPLE CAN TYPE MUCH FASTER WHEN THEY ALTERNATE BETWEEN HANDS.



YOU CAN EASILY SEE THIS FOR YOURSELF.



TAKE ONE FINGER AND TAP IT ON A TABLE AS FAST AS YOU CAN.



AW, FRUNCHY... IT'S OKAY!

IT'S SO FRUSTRATING THOUGH GCB! IT'S A BETTER LAYOUT AND PEOPLE STILL DON'T USE IT!

NOW TAKE ONE FINGER FROM EACH HAND AND TAP THEM ALTERNATELY.




TAP-A-T  
AP-A-TA  
TAPPITY  
TAP-TAP  
TAP-A-T

SEE?



SO DVORAK HAS ALL OF THE VOWELS UNDER YOUR LEFT HAND...



BUT THERE IS STILL HOPE FRUNCH!




NEW PEOPLE ARE LEARNING ABOUT DVORAK EVERY DAY!



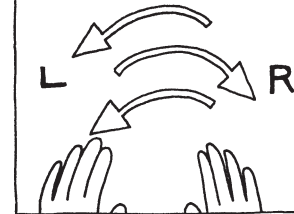
COUGH COUGH



AND ALL OF THE MOST COMMON CONSONANTS UNDER YOUR RIGHT.



THAT PRACTICALLY GUARANTEES AT LEAST ONE ALTERNATION PER WORD.



LET'S TAKE AN EXAMPLE... HEY ALEC, WHAT'S SOMETHING YOU TYPE EVERY DAY? STARWARS.COM!



WELL, I'LL LET YOU TRY TO CONVINCE THEM. THANKS FRUNCHY.



HI, MY NAME IS GABE CARLETON-BARNES "GCB" FOR SHORT.



I'M GOING TO SHOW YOU HOW TO START TYPING DVORAK TODAY!



QWERTY 3 HAND ALTERNATIONS  
L L L L L L L L | R | L | R R  
STARWARS.COM  
DVORAK 8 HAND ALTERNATIONS  
R R | L | R R | L | R R | L | R L | R L | R  
STARWARS.COM

DR. DVORAK'S 1932 STUDY FOUND THAT QWERTY TYPERS WHO SWITCH TO DVORAK IMPROVE THEIR SPEED BY 20% AND THEIR ACCURACY BY 50%!



